



First time in India **FAN**
MEETS
AIR PURIFIER

buy online* at shop.havells.com
*Online shopping is applicable on select products.

 **HAVELLS**

PRESENTING,
STUNNINGLY BEAUTIFUL
RANGE OF FANS

Havells presents the smart, stylish and stunningly beautiful range of fans that not only embraces the home décor but are compatible with smart devices too. Enhance the internal beauty of your home by adding a state-of-the-art collection from Havells.

PRESENTING



HAVELLS DESIGNER FANS.



Havells India Limited, a leading Fast Moving Electrical Goods (FMEG) company is known for launching top quality and innovative products in India, which are in sync with customer's changing preferences and requirements. Havells has been extremely responsive to the dynamics of the economy and has always broken fresh ground backed by its strong research and development team, raised the bar with contemporary designs, value for money and high quality models.

Over the years, Havells have been a pioneer in the fan category with many "firsts" to its credit. Havells was the first in launching Electroplated Fans, first to introduce Decorative Fans with Metallic Colours (akin to the auto industry) and revolutionized the industry with India's Most Energy Efficient 40 W Ceiling Fan in Induction Motor category and the most 'Silent Ceiling Fan'

Continuing this legacy, Havells is now introducing a new range of Intelligent and Decorative Ceiling Fans with Smart IoT Functionality, energy saving environment friendly fans with Eco-BLDC technology, best-in-class personal & pedestal fan range with world class finish & features.

The new range offers premium designs with sleek style and intelligence to cater to the needs of a modern consumer who is discerning and demands the best.

CEILING FANS



Air Purifier	IoT	Premium underlight	Special finish	Decorative
06	10	14	28	38
Decorative	Kids	Energy saving	Regular	Hi-Speed
72	72	78	90	100

PORTABLE FANS



Table	Wall	Pedestal	Personal	Cabin
104	120	142	152	156

VENTILAIR FANS



Metal	Plastic
156	160

INDUSTRIAL FANS



Heavy duty exhaust / wall / pedestal / air circulator
170



AIR PURIFIER
FAN

First time in India **FAN MEETS AIR PURIFIER**

BUILT-IN AIR PURIFIER
CADR 230 m³/h
(PM_{2.5})

STEALTH PURO AIR

- Premium Finish Trims
- Height Adjustable Canopy
- Air Purifier & Fan can be Operated independently
- Remote Control Operation
- H-11 HEPA & Carbon Filter
- Upper Ceiling Mood Light
- ABS Molded Blades
- LED Under Light

BAD AQI

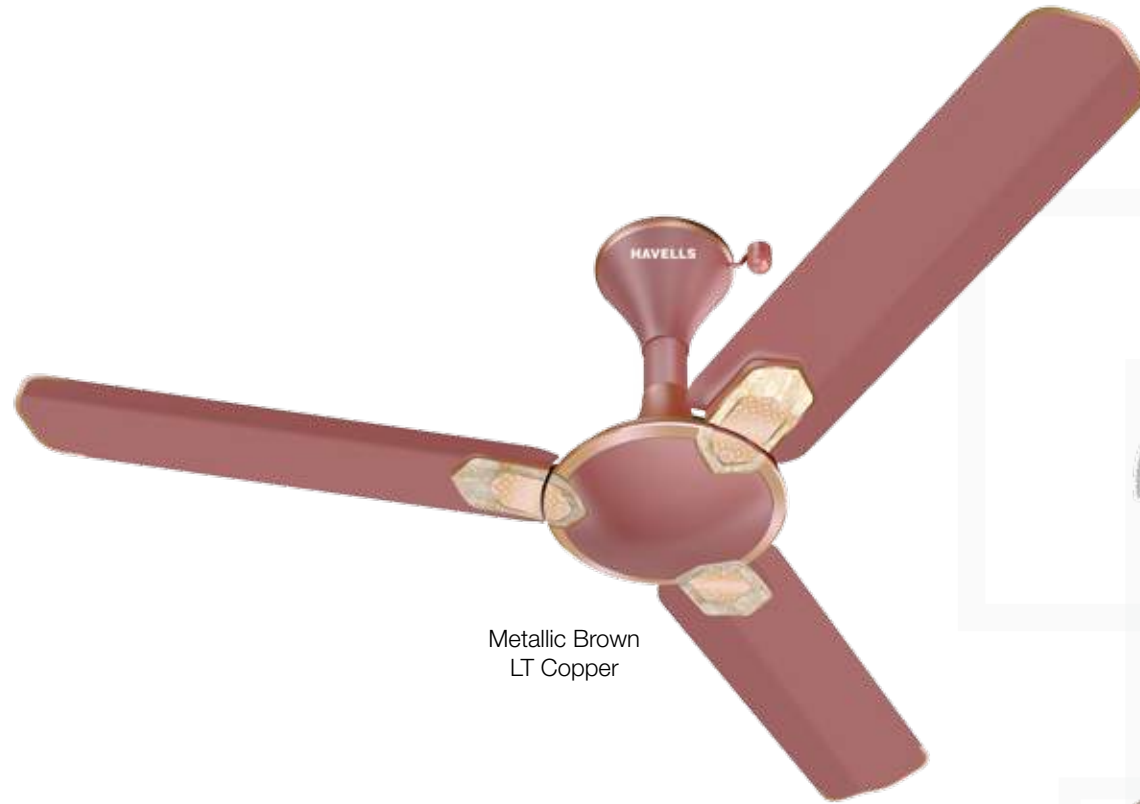
BEST AQI

LED Indicator For Real Time Air Quality Index

GOOD AQI



IoT



Metallic Brown
LT Copper



Pearl White LT
Copper



Pearl White Gold



CARNESIA i

- Compatible with Alexa and Google home - can be operated by Voice command
- Can be operated with a user friendly Mobile App and remote which allows multiple users / devices to use it
- Smart Mode for temperature and humidity sensing
- Timer setting for (2, 4, 6, 8) hours through App
- Different modes: Smart Mode, Sleep mode, Breeze mode for better user experience
- Automatic ON/OFF through Scheduler setting available in the App
- Memory back up to restore the last operating state of the fan in case of power failure
- Premium IMD (in mold design) designs on Body ring and Trims for better aesthetics



Pinewood-Cola



Walnut-Cola



STEALTH WOOD i

- A stylish, silent and powerful Smart IoT enabled fan.
- Compatible with Alexa and Google home - can be operated by Voice command
- Can be operated with a user friendly Mobile App which allows multiple users / devices to use it
- The fan comes with a remote control as well
- Timer setting for (2, 4, 6, 8) hours through App
- Different modes: Smart Mode, Sleep mode, Breeze mode for better user experience
- Non IOT option is also available.
- Smart Mode for temperature and humidity sensing



**PREMIUM
UNDERLIGHT**



Brushed Nickel



Closed view

OPUS

- Sweep 1100 mm
- Powerful motor with silent operation
- Brushed nickel finish with 8 transparent blades
- Remote control for on/off, speed & light



Oil Rubbed Bronze



EBONY

- Sweep 1320 mm
- Oil rubbed bronze finish
- Remote control operations
- Contemporary LED underlight
- Great aesthetics & styling
- Unique designer blades for superior corner to corner air flow



LUMOS

- Sweep 1320 mm
- Remote control operations
- World-class contemporary aesthetics
- Dual light fittings for direct & indirect lighting
- 5 silver finish polycarbonate blades for superior "corner to corner" air flow



MELANIA

- Sweep 950 mm
- Black nickel electroplated
- 3 Blade made of high quality wood
- Contemporary LED underlight
- Remote control operations



Antique Copper



Black Nickel - Walnut



CONTROLLED
UNDERLIGHT FAN



FUTURO

- Sweep 1320 mm
- Four blades for wider air delivery
- Perfectly streamlined body
- Available with Remote
- Bluetooth controlled underlight fan



Black Nickel

OCTET UNDERLIGHT FAN

- Sweep 1320 mm
- Unique eight blades with robust motor
- Contemporary looks
- Superior air delivery and silent operation
- Great aesthetics & styling



Brushed Nickel -Wenge





Walnut-Black Antique Copper



Wenge-Black Antique Brass



Elegant White-Nickel

New Arrival

FLORENCE UNDERLIGHT

- Sweep 1200 mm
- Antique premium looks
- Decorative 4 Lamp shades
- Pull cord for speed and light function
- All weather fan (Rotation in both direction)
- Special wood finish on blades to suit home decor



Antique Copper



Black Nickel




Brushed Nickel

URBANE

- Sweep 1320 mm
- Embedded LED underlight in ring shape
- Unique color changing option in LED light
- Electroplated motor with antique look
- Remote control for fan speed, light on/off/ color change.
- Powerful motor for high air delivery and silent operation



Metallic Black



STEALTH UNDERLIGHT

- Dust & Mark resistant coating
- Reinforced ABS Blades
- Strong 18 pole motor
- Metallic paint finish
- Highest air delivery in the class
- Dimmable and tunable light
- Edge LED technology



Indigo Blue



Pearl White



Pearl Copper



OLIVIA

- Sweep 1200 mm
- LED lights for home decor
- Adjustable light intensity for comfort
- Remote control operation
- 5 step speed control




Slate



Rainbow Pearl Ivory



Pearl White Lt Copper



TRINITY
UNDERLIGHT

- Sweep 1200 mm
- Superior metallic paint finish
- Invisible shank to gel with modern interiors
- Remote control for controlling the Fan & Light function
- Breeze and Sleep Mode function in remote control along with light intensity control.
- Dimmable & Tuneable Edge LED light technology with options of Cool Light, Neutral Light & Warm Light



Dusk Lt copper



Metallic Black Lt Copper

LUMENO

- Sweep 1320 mm
- LED lights for home decor
- Adjustable light intensity for comfort
- Remote control operation
- 5 step speed control



Pearl White



Lavender Mist



**SPECIAL
FINISH**



Walnut-Black Nickel



WITH REMOTE



Wenge Brushed Nickel

OCTET

- Sweep 1320 mm
- Unique eight blades with robust motor
- Contemporary looks
- Superior air delivery and silent operation
- State-of-the-art aesthetics & styling



Black Antique Brass

FLORENCE

- Sweep 1200 mm
- Finish suiting modern interiors
- 4 blades with special finish
- Decorative die cast shank
- Motor body, downrod, canopy & shank in plated finish



Black Antique Nickel



Black Antique Copper



Two Tone Nickel Gold



Dusk



Pearl White



Indigo Blue



Metallic Black



STEALTH CRUISE

- Sweep 1320 mm
- Aerofoil profile reinforced ABS blades
- Strong 18 pole motor
- Metallic paint finish
- Highest air delivery in the class



Pinewood-Cola



Walnut-Cola

STEALTH WOOD

- Sweep 1200 mm / 1250 mm
- Most Silent Fan
- Strong 18 Pole Motor
- 100% Rust free reinforced ABS Blades
- Aerodynamic profile blades for silent operations
- Wooden Texture to match with your home decor
- Wide Blades with High twist angles leading to High Air Delivery



Brushed Nickel



Metallic Black



Antique Copper



Antique Brass

YORKER

- Sweep 1320 mm
- Electro phoretic lacquered surface for anti rusting
- Special wood finish using water film transfer technology
- Four blades for wider air delivery
- Perfectly streamlined body



STEALTH AIR

- Aerodynamic profile blades for silent operation
- Wide blades with high twist angles leading to high air delivery
- Strong 18 pole high torque motor
- 100% rust free reinforced ABS blades
- Dust and Mark resistant coating

Note:- Dust and Mark resistant is not applicable for 'elegant white' shade



Pearl White



Indigo Blue



Brushed Nickel



Antique Brass



Antique Copper



Antique Brass

ORION

- Sweep 900 mm & 1200 mm
- High speed fan
- Electro-phoretic lacquered surface for anti-rusting
- Wider tip blades for effective air circulation

New Arrival

EP TRENDY

- Sweep 1200 mm
- Electro-phoretic lacquered surface for anti-rusting
- Wider tip blades for effective air circulation



Antique Copper



Brushed Nickel



HAVELLS

DECORATIVE



Blush Copper



Bronze Cola Chrome



Pearl White Chrome



Pearl White Copper



Mist Chrome

Metallic Black Chrome

SAGITTAL

- Sweep 1320 mm
- Electroplated blade trims
- Unique mounting of blades on bottom side of motor
- Exotic electroplated ring on motor of pearl white chrome colour



ANTILIA

- Sweep 1200 mm
- High speed
- Static false bottom cover with IMD pattern
- Defused trims with IMD pattern on the blades



Rosewood



Walnut



ENTICER WOOD

- Sweep 1200 mm
- Dust Resistant
- In mould design
- Wider Tip Blade for more air spread
- Metallic Paint finish



Oakwood

ENTICER VINEER

- Sweep 1200 mm
- Contemporary Aesthetics and Styling
- Wooden Texture to match home decor
- Wider Tip Blade for more air spread

Note: Dust resistant will not be applicable for matt finish.



Beige Gold



ENTICER ART

Nature Series

FLORA

- Sweep 1200 mm
- Wider tip blade for more air spread
- Unique inmould floral design
- Designed to gel with modern interiors
- Fresh and novel graphics
- Superior metallic paint finish



Sapphire Gold

Espresso Brown Gold



Champagne Cola



ENTICER ART

Nature Series

FAUNA

- Sweep 1200 mm
- Wider tip blade for more air spread
- Unique inmould fauna design
- Designed to gel with modern interiors
- Fresh and novel graphics
- Superior metallic paint finish



Pearl white




ENTICER ART

Nature Series

STONE

- Sweep 1200 mm
- Wider tip blade for more air spread
- Unique inmould stone design
- Designed to gel with modern interiors
- Fresh and novel graphics
- Superior metallic paint finish



Sapphire Gold



ENTICER ART

Nature Series

AQUA PEARL

- Sweep 1200 mm
- Wider tip blade for more air spread
- Unique inmould aqua design
- Designed to gel with modern interiors
- Fresh and novel graphics
- Superior metallic paint finish



Pearl White Gold



Sapphire Gold



ENTICER ART


Nature Series

WAVE

- Sweep 1200 mm
- Wider tip blade for more air spread
- Unique inmould design wave pattern
- Designed to gel with modern interiors
- Fresh and novel graphics
- Superior metallic paint finish



Pearl Brown Gold



Rose Gold



ENTICER ART

Collector's Edition

- Sweep 1200 mm
- Unique inmould design pattern
- Designed to gel with modern interiors
- Fresh and novel graphic
- Superior metallic paint finish



White Blue



Espresso Brown



Metallic Black



ENTICER ART

Heritage Edition

- Sweep 1200 mm
- Unique inmould design pattern
- Designed to gel with modern interiors
- Fresh and novel graphic
- Superior metallic paint finish



ENTICER ART

Limited Edition

- Sweep 1200 mm
- High Performance motor
- Exotic rich looks with modern styling
- Optimum air delivery even at low voltage
- Unique inmould pattern
- Special dust resistant paint finish



Pearl White



Silver




ENTIGER HUES
SILVER

- Sweep 1200 mm
- Unique foiling design pattern
- Designed to gel with modern interiors
- Fresh and novel graphics
- Superior metallic paint finish



Gold



ENTIGER HUES
GOLD

- Sweep 1200 mm
- Unique foiling design pattern
- Designed to gel with modern interiors
- Fresh and novel graphics
- Superior metallic paint finish



ENTICER

- Sweep 600 mm, 900 mm, 1050 mm, 1200 mm & 1400 mm
- High Performance motor
- Dust Resistant*
- Exotic rich looks with modern styling
- Optimum air delivery even at low voltage
- Wider Tip Blade for more air spread

*NOTE : Espresso brown & Indigo blue color are without dust resistant feature.



Pearl Ivory Beige



Pearl White Rose Gold



Bronze Pearl Brown



Bronze Cola Chrome



Indigo Blue Chrome



Matt White Chrome



Maroon Chrome



Beige Copper



Pearl white gold



Pearl Ivory Cola Chrome



Espresso Brown Copper



Sapphier Silver



Rose Gold



Pearl White Chrome



Metallic Black Chrome



LEGANZA

- Sweep 1200 mm
- Metallic paint finish
- High performance even at low voltage
- Superior air delivery
- Innovative designer fan blade
- Exotic blade trims and body ring



Mist Honey



Pearl White Silver



Bronze Gold



Mist Honey



Bronze Gold



Pearl White Silver

LEGANZA 4B

- Sweep 1200 mm
- Metallic paint finish
- Superior air delivery
- 4 blade innovative design fan
- Exotic blade trims and body ring



Dusk Lt Copper



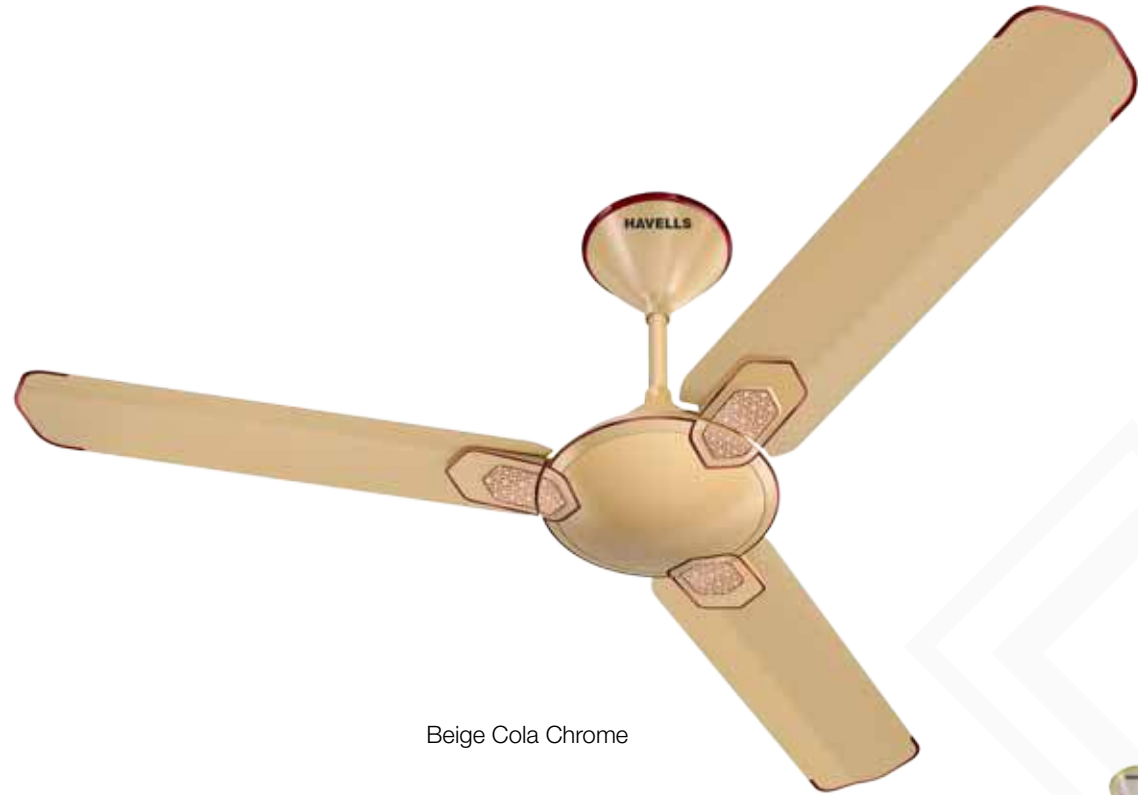
Pearl White Lt Copper



Black Lt Copper

TRINITY

- Sweep 1200 mm
- Invisible shank to gel with modern interiors
- Modular motor with full length foiling blade
- Superior metallic paint finish
- Strong 14p motor



Beige Cola Chrome



Gold Mist Copper



Gold



Pearl Ivory Gold



Bronze Copper



Pearl White Lt Copper



Dusk Lt Copper



Pearl White Silver



CARNESIA

- Sweep 1200 mm
- Superior metallic paint finish
- Superior air delivery
- Unique inmould design pattern
- Foiling on tip end of blade

NICOLA

- Sweep 600 mm, 900 mm, 1200 mm & 1400 mm
- Metallic paint finish
- Contemporary elegant design
- Available in stunning color combinations
- Decorative trims on motor cover & blades



Gold Mist Pearl Brown



Slate



SPARTZ

- Sweep 1200 mm
- Optimum air delivery even at low voltage
- Wider tip blade for better air delivery
- High Performance Motor
- Available in stunning color combinations



Sapphire



Pearl White Baby Blue



Pearl White Ocean Blue



ZESTER

- Sweep 1200 mm
- Optimum air delivery even at low voltage
- Exotic rich looks with modern styling
- Decorative blade trims with 3D design pattern
- Tangential blade design
- Superior paint finish



Dusk



Pearl White



Pearl White Silver



Champagne Honey

TROIKA

- Sweep 1200 mm
- Rich trendy looks
- Curved blades with elegant trims
- Stylish canopies



Beige - Brown



Mist - Espresso Brown



Pearl Brown-Gold



Pearl Ivory-Beige



Silver - Blue



Pearl Ivory-Gold



Espresso Brown - Cola Copper



Pearl White - LT Copper



Indigo Blue - Chrome




Matt Black



FUSION PRIME

- Sweep 1200 mm
- Rich trendy looks
- Broad blades with elegant trims
- Stylish canopies with unique downrod cover



Espresso Brown



FESTIVA

- Sweep 1200 mm
- Dust Resistant*
- Metallic paint finish
- High performance even at low voltage
- Motor with decorative ring
- Decorative trims on blades & canopy



Gold Mist

FUSION

- Sweep 600 mm, 900 mm, 1050 mm, 1200 mm & 1400 mm
- Metallic paint finish
- Decorative trims on motor cover, canopy & blades
- Optimum performance even at low voltage



Pearl White Silver



Silver Blue



Espresso Brown



Mauve



Pearl Copper Gold



Beige-Brown



Pearl Ivory Gold



Pearl Ivory



Pearl White Silver



Ocean Blue Silver

*Note : Espresso brown color is without dust resistant feature.



Quartz



Dusk



ANDRIA

- High speed
- Dust resistant*
- Sweep 900 mm, 1200 mm & 1400 mm
- Modern design to suit contemporary interiors
- Ribbed blade ensures high air delivery & air thrust
- Long lasting metallic finish



Indigo Blue



Maroon



Pearl White



Espresso Brown



MILOR

- Sweep 1200 mm
- Hi speed motor for better air thrust.
- Wider blades for better air delivery.
- Premium metallic paint dust resistant finish
- Premium canopy set with down rod cover



Gold



Pearl White



Ivory Beige

*Note : Espresso brown & Indigo blue color are without dust resistant feature



White Maroon

EQUS

- Sweep 1200 mm
- Exotic rich looks with modern styling
- High quality and Subtle Chrome Highlights
- High Speed Fan
- Crisp, Geometric design to suit contemporary Interiors



Gold - Mist

New Arrival

ASTURA

- 1200 mm, 390 r/ min (RPM)
- Sweep 1200 mm
- Dust Resistant with metallic paint finish
- Wider Blades for high air thrust
- High performance even at low voltage
- Motor with decorative ring
- Decorative trims with foiling on blades & canopy



Ivory Bronze



Smoke Brown



White Pearl Ivory



Pearl Ivory Gold



White mehroon



Bianco Bronze



Brown



SAMRAAT DECO

- Sweep 1200 mm
- Exotic rich looks with modern styling
- Optimum air delivery even at low voltages
- High Performance Motor
- Wider Tip Blade for more air spread



White




Bianco



FESTIVA PRIME

- Sweep 1200 mm
- Dust Resistant with metallic paint finish
- Wider blade tip for high Air delivery
- High performance even at low voltage
- Motor with decorative ring
- Decorative trims on blades



Rose Gold Cola Chrome



Beige Cola Chrome



Pearl White LT Copper



Dusk Chrome



KIDS FAN



New Arrival

UNICORN

- Sweep 1200 mm
- Exclusive design for Kids Room
- Superior air delivery even at low voltages
- Wider Tip Blade for more air spread
- Designer static center



New Arrival

OCEAN QUEST

- Sweep 1200 mm
- Exclusive design for Kids Room
- Superior air delivery even at low voltages
- Wider Tip Blade for more air spread
- Designer static center



New Arrival

SAUROUS WORLD

- Sweep 1200 mm
- Exclusive design for Kids Room
- Superior air delivery even at low voltages
- Wider Tip Blade for more air spread
- Designer static center





HAVELLS

LPC
LOW
POWER
CONSUMPTION FANS

LPC





Indigo Blue



STEALTH AIR BLDC

- Sweep 1200 mm
- Aerodynamic profile blade leads to higher air delivery
- Wide blade & high twist angle
- Dust and mark resistant coating
- RF remote control
- Metallic paint finish
- Upto 4 Hours timer setting



Metallic Black



Pearl White



Champagne



ENTIGER BLDC

- Sweep 1200 mm
- Inmould Design
- 35 W Power consumption
- ECO BLDC
- No Humming sound while running on inverter




Pearl White



Brown



Brown



EFFICIENCIA NEO

- Sweep 1200 mm
- Least power consuming fan-26 W
- PCB housing in the bottom canopy
- No humming sound while running on inverter
- India's most power efficient ceiling fan model

Also available in 900 mm & 1400 mm sweep
Available without remote as regulator compatible variant for institutions and projects.



Bianco



Elegant White



EFFICIENCIA PRIME

- Sweep 1200 mm
- 35 W power consumption
- Available in three colors
- High speed BLDC fan 370 r/ min (RPM)



Bianco



White





Bianco



Brown



Brown



White

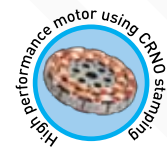


Bianco



ES 40

- Sweep 1200 mm
- 40 W power consumption
- 3 star rated fan with service value >5 in induction motor
- India's most energy efficient induction motor ceiling fan
- Aerodynamic blades for maximum air delivery
- Available in three colors

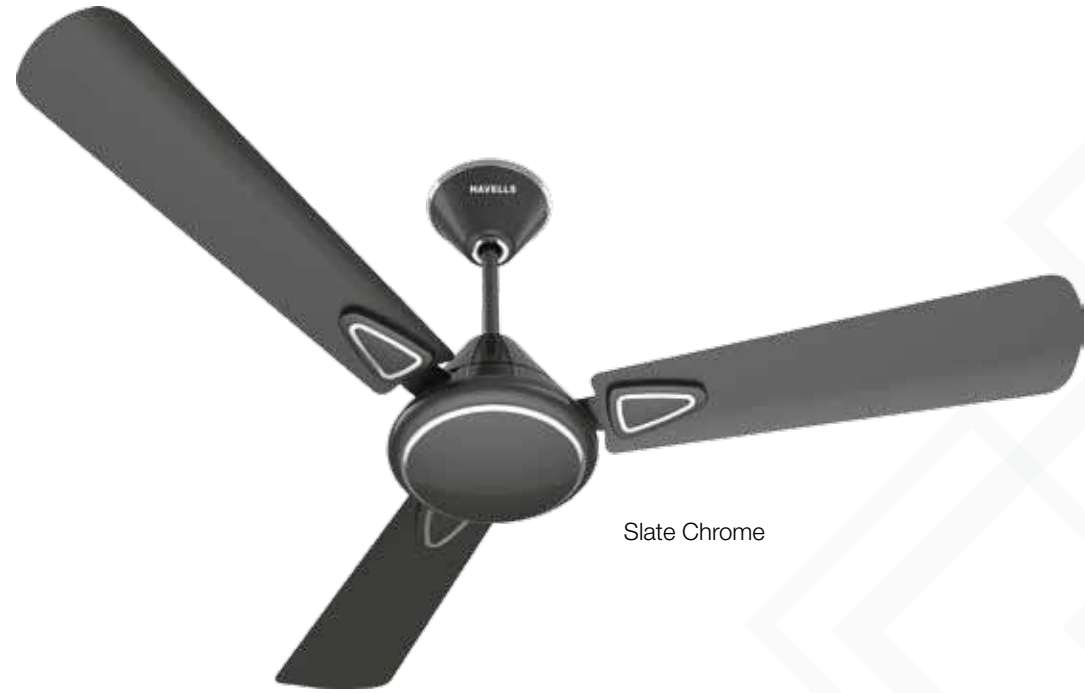


ES 50

- Sweep 1200 mm
- 50 W power consumption
- Also available in 1400 mm size without 5 star rating



White



Slate Chrome



Brown



Pearl Ivory gold



Bianco



White



FUSION-2 HS

HI-SPEED

- Sweep 1200 mm
- 52 W
- High speed decorative energy efficient model



ES NEO

- Sweep 1200 mm
- 50 W power consumption
- Powerful motor with CRNO Lamination

Also available as ES Plus with ISI for projects and institution.



Brown



Bianco



White



SAMRAAT 50

- 1200 mm sweep
- Power Consumption 50 W
- High speed energy efficient model






BASE CATEGORY
FANS




Brown



Bianco



White



White



Bianco



Brown

RETRO CLASSIC

- Sweep 1575 mm & 1320 mm
- Strong 16 pole motor
- Wider Tip Blade for more air spread

AEROKING

- Elegant design
- High Speed
- Unique ribbed aerodynamic aluminium blades for better air spread
- Powder coated long lasting finish in white/brown/bianco colors
- Sweep 600 mm, 900 mm, 1050 mm, 1200 mm & 1400 mm



Pearl White



Bianco



SS-390 METALLIC

- Sweep 600 mm, 900 mm, 1050 mm, 1200 mm & 1400 mm
- Metallic finish to enrich the gloss
- Wider tip blades for effective air circulation
- High performance even at low voltage



Matt White



Pearl Brown



Pearl Ivory Gold




Sparkle Brown



SS - 390

- Sweep 600 mm, 900 mm, 1050 mm, 1200 mm & 1400 mm
- Aerodynamically designed blades
- Wider tip blade for effective air-circulation
- Superior air-delivery even at low-voltage



White



Brown



Brown



Brown



Bianco



White



White



Bianco

SAMRAAT

- Elegant design
- High Speed
- Aerodynamically designed aluminium blades for better air spread
- Powder coated long lasting finish in white/brown/bianco colors
- Sweep 600 mm, 900 mm, 1050 mm, 1200 mm & 1400 mm

PACER

- Sweep 1200 mm
- High speed fan
- Excellent & long lasting paint finish



Bianco



White



Brown



Brown



White

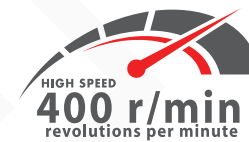


Bianco

VELOCITY

- Sweep 1200 mm
- Optimum performance even at low voltage
- Excellent & long lasting paint finish
- Available in high speed also as Velocity HS

New Arrival



XP JET

- Sweep 1200 mm
- 235 m³/min Air delivery.
- Wider blades for High Air delivery & High air thrust.



HI-SPEED FANS



AEROKING

- Sweep 600 mm
- High speed fan
- Aerodynamically designed blades
- Wider tip blade for effective air-circulation
- Superior air-delivery even at low-voltage



Brown



SS 390

- Sweep 600 mm
- High speed fan
- Aerodynamically designed blades
- Wider tip blade for effective air-circulation
- Superior air-delivery even at low-voltage



White



SPEEDSTER

- Sweep 750 mm
- High speed fan



Brown



ENTICER

- High Performance even at low voltage
- Superior metallic paint finish
- Sweep 600 mm with 850 r/min (revolutions per minute)
- Available in Pearl white gold and pearl white chrome



NICOLA

- Sweep 600 mm with 850 r/min (RPM)
- High speed fan
- Excellent & long lasting paint finish
- Available in Gold Mist-Copper & Pearl Ivory-Gold

Most of Fans available in 600 mm also.



FUSION

- Sweep 600 mm with 850 r/min (RPM)
- Available in Silver Blue, Pearl Ivory Gold, Beige Brown & Pearl White Silver




SAMRAAT

- Sweep 600 mm
- High speed fan
- Available in White, Brown and Bianca



TABLE
FANS







VELOCITY NEO-HS

- Sweep 400 mm
- High speed motor for better air delivery
- Smooth oscillation
- Superior low voltage performance



SWING LX HS

- Sweep 400 mm
- Smooth oscillation
- Available in 2 colours




SWING LX

- Sweep 400 mm
- Smooth oscillation
- Pivot arrangement for tilting & oscillation
- Aerodynamically designed & balanced PP blades
- Available in cherry & white



ACCELERO

- Sweep 400 mm
- Smooth oscillation
- Hi-speed motor



SAMEERA

- Sweep 400 mm
- Jerk free oscillation
- Pivot arrangement for tilting & oscillation
- Aerodynamically designed & balanced PP blades






WALL
FANS





D'ZIRE HS

- Sweep 300 mm
- Elegantly designed fan base in round shape
- Stylish contemporary look
- Pull cord control for speed & oscillation



PLATINA HI-SPEED

- Sweep 400 mm
- Smooth oscillation
- Aerodynamically designed balanced heavy duty PP blade





SWING HI-SPEED

- Sweep 300 mm
- Elegantly designed fan base
- Pull cord control for speed & oscillation On-Off
- Aerodynamically designed & balanced blades



ACCELERO

- Sweep 300 mm & 400 mm available
- Smooth oscillation
- Pull cord for 3-speed control





D'ZIRE

- Sweep 300 mm
- Elegantly designed fan base in round shape
- 5 Leaves transparent AS blade
- Stylish contemporary look
- Pull cord control for speed & oscillation



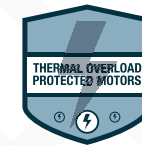
SWING

- Sweep 300 mm
- Elegantly designed fan base
- Pull cord control for speed & oscillation On-Off
- Aerodynamically designed & balanced blades



GIRIK NEO

- Sweep 400 mm
- Wider oscillation
- Rust free Aluminium blades
- Powerful motor for high air delivery
- Pull cord control for speed & oscillation



D'ZIRE


- Sweep 400 mm
- Elegantly designed fan base in round shape
- Stylish contemporary look
- Pull cord control for speed & oscillation





PLATINA

- Sweep 400 mm
- High performance motor for better air delivery
- Smooth oscillation
- Aerodynamically designed & balanced heavy duty PP blades






SWING

- Sweep 400 mm
- Elegantly designed fan base
- Pull cord control for speed & oscillation On-Off
- Aerodynamically designed & balanced blades



SAMEERA

- Sweep 400 mm
- Elegant looks
- High Air Delivery
- Attractive colour combinations



PLATINA REMOTE

- Sweep 400 mm
- Smooth oscillation with synchronous motor
- I.R. remote control
- High performance motor
- Aerodynamically designed & balanced AS blades






New Arrival





AINDRILA

- Sweep 400 mm
- Upto 8 hours timer
- Remote control operation
- Soft touch panel for fan operation
- ABS body for high strength and gloss
- Standard, Natural, Breeze & Sleep Mode
- Additional fuse for protection against high voltage & spikes



AIRBOLL HI-SPEED

- Sweep 450 mm
- Smooth oscillation
- Aerodynamically designed & balanced propeller type blades



V3

- Sweep 450 mm
- Sturdy & heavy duty aluminium blades for high air delivery
- Sleek & stylish design
- Nickel chrome plated guard
- Smooth oscillation





PEDESTAL FANS



TRENDY HS

- Sweep 400 mm
- Motorized smooth oscillation
- 3 Speed control
- ABS blades for better air thrust
- Upto 2 hours timer for automatic on -off



SPRINT-16 HS

- Sweep 400 mm
- Smooth oscillation
- Heavy base for stability



MARVELWIND HS

- Sweep 400 mm
- Elegant look
- Sturdy base for more stability




ACCELERO HS

- Sweep 400 mm
- Smooth oscillation



ACCELERO NS

- Sweep 400 mm
- Smooth oscillation



SWING

- Sweep 400 mm
- Smooth oscillation
- Elegantly designed switch box






New Arrival



ORO

- Sweep 400 mm
- 3 speed control
- Smooth oscillation



TRENDY

- Sweep 400 mm
- Elegantly designed switch box
- Higher air delivery
- Available in attractive colour combinations





SPRINT LED

- Sweep 400 mm
- Heavy base for stability
- LED indicator lights
- Available in two attractive color combinations

Model also available without remote.



PENTAFORCE

- Sweep 400 mm
- Elegant Looks
- Sturdy Square Base for more stability
- 3 Speed Control
- 5 Leaf Blade design for High Air delivery
- Upto 2 hours timer with automatic switch off



TRENDY METALLIC

- Sturdy base for more stability
- Rust free aluminium blades
- Upto 2 hours timer with automatic switch off



AINDRILA PREMIUM

- Sweep 400 mm
- Square Guard Design for premium Looks
- Timers Upto 8 hours
- LED Light at the Bottom
- Sleep Mode and Breeze Mode
- Soft touch option along with remote control





TOURNOR

- Up to 8 h timer for automatic switch OFF
- Adjustable oscillation from 30° to 360°
- 90° face up position for air circulation in room
- Remote control operation and LED touch panel on fan



SPRINT-18 HS


- Sweep 450 mm
- Smooth oscillation
- Heavy base for stability





V3

- Sweep 450 mm
- Smooth oscillation
- Aerodynamically designed rust proof aluminium blades
- Heavy base for stability



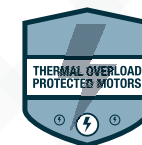
WINDSTORM OXY

- Sweep 500 mm
- Three speed control
- Attractive bi-colour metallic finish
- Powerful energy efficient heavy duty motor
- Telescopic height adjustment
- 3 leaf metal blade
- Smooth oscillation



WINDSTORM

- Sweep 500 mm
- Three speed control
- Attractive bi-colour metallic finish
- Powerful energy efficient heavy duty motor
- Telescopic height adjustment
- Unique aerodynamically designed 3 leaves metal blade for excellent air thrust



WINDSTORM NEO

- Sweep 450 mm
- Three speed control
- Attractive bi-colour metallic finish
- Telescopic height adjustment
- Unique aerodynamically designed 4 leaf metal blade for excellent air thrust



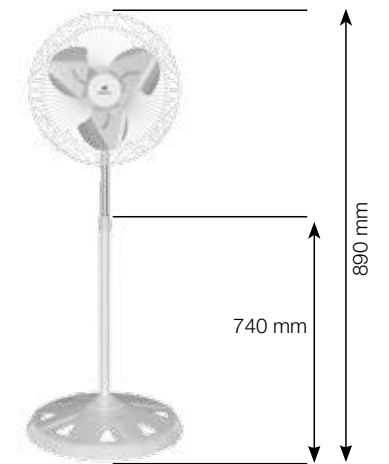
WINDSTORM

- Sweep 400 mm
- High performance motor
- Aerodynamically designed blades
- Smooth oscillation




MINI PEDESTAL

- Sweep 250 mm
- Three step speed control
- Aluminium blades for high air flow
- Smooth oscillation & wider area coverage





PERSONAL FANS




New Arrival

MINI YO



GENTLE TOUCH POWER BUTTON



2 SPEED SETTING



UPTO 3 HOURS BATTERY BACKUP



CARBON FILTER FOR PURE AIR



PORTABLE USB CHARGING



STYLISH CARRY HANDLE





MINI KOOL-MATE

- 200 mm sweep
- 90° vertical tilting
- 30° - 90° - 180° - 360° automatic horizontal oscillation
- Aerodynamic turbo design for maximum air
- 1 hour - 2 hours - 4 hours - 8 hours auto-timer
- 3 speed modes normal, nature & sleep
- Remote control
- LED display



COOLBUDDY


- 140 mm sweep
- 90° vertical tilting
- Rechargeable design with USB connection
- Digital button to control wind speed Upto 4-Levels



White Maroon



Yellow Maroon



I COOL

- 175 mm sweep
- Unique multi-directional adjustment for desired air flow
- Unique propeller, deep pitched blades for powerful air flow
- Multi purpose fan can be mounted on table, wall & ceiling



On wall



On Table



On Ceiling



Black Grey



BIRDIE

- 230 mm sweep
- Unique rocker design for rotation of fan head both in horizontal and vertical plane
- Multi use fan can be mounted on desk and wall
- Powerful energy efficient motor to deliver strong air flow



Black Grey



CRESCENT

- 250 mm sweep
- Revolving grill for wide spread of air
- Table and wall mounting - dual purpose
- 3 speed operation and 2 hour timer
- 180° fan head movement
- Super silent operation



BREEZO

- 300 mm sweep
- High Speed & High air thrust
- Multipurpose - Can be used as Desk fan or Wall fan
- Three speed control





CABIN
FANS





CIERA

- Sweep 300 mm
- Grill for protection
- Ideal for mounting on low height ceiling and in cabin



CIERA HS

- Sweep 230 mm
- Grill for protection
- Ideal for mounting on low height ceiling and in cabin



SWING GYRO

- Sweep 400 mm
- 360° gyroscopic movement / adjustable wind direction
- Grill for protection
- Ideal for mounting on low height ceiling
- Aerodynamically designed balanced ABS blades





VENTILATION
FANS-PREMIUM





Inox



Inox



VENTO JET - AUTO

- Sweep 100 mm, 150 mm
- Brushed steel finish/Off White
- Automatic front shutter
- High suction capacity
- Silent operation
- Wall, ceiling and glass mounting
- Removable & Screw less front for easy cleaning



Off White

VENTO JET


- Sweep 100 mm, 150 mm
- Brushed steel finish / Off-white
- Modular concept
- High suction capacity
- Silent operation
- Wall, ceiling and glass mounting
- Removable & Screw less front for easy cleaning



Off White



**VENTILATION
FANS-PLASTIC & METAL**



VENTILAIR DX-C

- Sweep 130 mm
- Modern design & elegant look
- Ideal for centrally air conditioned bathrooms and mounting on ceiling



VENTILAIR DXW NEO

- Sweep 150 mm
- Easy installation on glass window & wood panels



VENTILAIR DXR

- Sweep 150 mm
- Back shutter & fan ON-Off operations are inter-locked through pull cord



VENTILAIR DX-WE

- Sweep 150 mm
- Suitable for window & wall mounted indoor installation
- Electrically operated automated front shutter
- Modern design, fashionable & elegant look

DX-WT available with thermal operated automatic shutter



VENTILAIR DXW

- Sweep 100 mm & 150 mm
- Ideal for mounting on glass window & wood panels




VENTILAIR DXZ

- Sweep 100 mm & 150 mm
- Easy Installation on Glass/window panels
- High Quality Plastic, resistant to colour change
- Elegant front grill
- Available in black color



DXW CELSO

- Sweep 150 mm & 200 mm
- Modern looks and sleek design for easy fitting
- Ideal for mounting on glass
- Pull cord for fan switch on-off and shutter open-close
- Shutter to prevent entry of insects, pest and rodents



New Arrival

VENTILAIR HUSH

- Sweep 100 mm & 150 mm
- Modular concept
- High suction capacity
- Silent operation
- Removable Screw less front for easy cleaning





VENTILAIR DX

- Sweep 150 mm, 200 mm & 250 mm
- Ideal for mounting on wood & glass
- High quality engineering plastic, resistant to colour change with anti-static properties

Available in black colour*



VENTILAIR DX HS

- Sweep 150 mm, 200 mm & 250 mm
- Ideal for mounting on wood & glass
- High quality engineering plastic, resistant to colour change with anti-static properties

VENTILAIR DB

- Sweep 230 mm & 300 mm
- Double ball bearings, heavy duty motor with protective steel bird guard
- Robust construction

Also available in grey color as DB Neo



VENTILAIR DS

- Sweep 150 mm, 230 mm & 300 mm
- Specially designed metal blade
- Powder coated long lasting finish
- Sturdy steel bird guard



VENTILAIR DSP

- Rust free bird guard
- Specially designed metal blades
- Speed 1350 revolutions per minute
- Dust & Grease easily removable.



VENTILAIR DS-HS REVERSIBLE

- 230 mm, 300 mm Sweep
- Specially designed metal blade
- Powder coated metallic finish
- Sturdy steel bird guard
- Switch provided for direction change





**INDUSTRIAL
FANS**
HEAVY DUTY EXHAUST,
WALL & AIR CIRCULATORS



TURBOFORCE

PEDESTAL AIR CIRCULATOR FAN

- Aerodynamically designed blades for higher air delivery and minimal noise levels
- Double 'z' shielded ball bearings for longer life
- Oscillation up to 90° for total flexibility
- Sturdy brazed wire guards with powder coating ensures corrosion resistance
- Generally conforming to IS: 2997-1964 standards
- Available in 450 mm, 600 mm and 750 mm sizes



TURBOFORCE

WALL AIR CIRCULATOR FAN

- Aerodynamically designed blades for higher air delivery and minimal noise levels
- Double 'z' shielded ball bearings for longer life
- Indexable to different positions up to 15°
- Oscillation up to 90° for total flexibility
- Sturdy brazed wire guards with powder coating ensures corrosion resistance
- Generally conforming to IS: 2997-1964 standards
- Available in 450 mm, 600 mm and 750 mm sizes

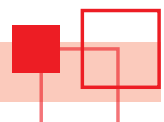


TURBOFORCE

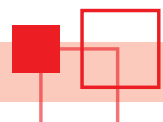
HEAVY DUTY EXHAUST FAN

- Corrosion resistant body, minimal noise operation & maintenance free design
- Totally enclosed, highly efficient heavy duty motor with pressure die cast aluminium rotor mounted on two ball bearings
- Aerodynamically contoured blades handle maximum air with minimum power consumption.
- Rigid frame with rubber mountings for silent operation
- Conforming to IS: 2312 -1967
- Available in various sizes with I & III phase
- An IP55 rated product (protected from limited dust ingress and from low pressure water jets from any direction)





Technical Specification - Ceiling Fans					
Performance Details on 220 V - 240 V, 50 Hz AC					
Sl No.	Model	Sweep (mm)	Watt (W)	Speed r/min (rev/min)	Air Delivery (m ³ /min)
A Ceiling Fans					
1	Fusion, SS-390 Metallic, Velocity, SS-390, Nicola, Speedster 4 blade, XP 390, Pacer, Enticer, Samraat	600 mm	65 W	850 r/min	110 m3/min
2	Speedster 4 blade	750 mm	68 W	780 r/min	125 m3/min
3	Nicola, Fusion, SS-30, SS-390 Metallic, Velocity	900 mm	62 W	420 r/min	140 m3/min
4	Efficiencia Neo	900 mm	28 W	430 r/min	150 m3/min
4	Enticer, Pacer	900 mm	70 W	420 r/min	150 m3/min
5	SS-390, Fusion, SS-390 Metallic, Velocity	1050 mm	65 W	400 r/min	150 m3/min
6	Enticer, Pacer	1050 mm	72 W	400 r/min	170 m3/min
7	Orion, Enticer, Enticer Art Limited edition, Collector's edition, Heritage edition, Nature Series, Spartz, Leganza (3B), SS 390 Deco, SS-390 Metallic, Festiva, Zester, Enticer Hues Gold/Silver	1200 mm	74 W	390 r/min	235 m3/min
8	Pacer	1200 mm	72 W	390 r/min	230 m3/min
9	Samraat, Samraat Deco, Antilia, Sam met	1200 mm	74 W	390 r/min	220 m3/min
10	Woodster, Safari, Motorace , Ocean Quest , Sauras World, Unicorn	1200 mm	65 W	350 r/min	230 m3/min
11	Leganza (4B)	1200 mm	70 W	350 r/min	225 m3/min
12	Velocity-HS, Andria	1200 mm	74 W	390 r/min	220 m3/min
13	Nicola, Fusion, Troika, Velocity, Fusion Prime	1200 mm	74 W	350 r/min	225 m3/min
14	Stealth Air	1250 mm	80 W	280 r/min	280 m3/min
15	Stealth Air Underlight	1250 mm	80 W + 10 W	280 r/min	280 m3/min
16	Stealth Cruise	1320 mm	80 W	300 r/min	320 m3/min
17	Yorker, Urbane	1320 mm	82 W	300 r/min	260 m3/min
18	Sagittal	1320 mm	74 W	300 r/min	250 m3/min
19	Octet	1320 mm	84 W	270 r/min	280 m3/min
20	Futuro	1320 mm	82 W	300 r/min	260 m3/min
21	SS-390, SS-390 Metallic	1400 mm	75 W	320 r/min	255 m3/min
22	Fusion, Velocity, Pacer, Nicola, Enticer, Samraat, Sam met	1400 mm	75 W	290 r/min	250 m3/min
23	Lumeno	1320 mm	74 W	280 r/min	260 m3/min
24	Olivia	1200 mm	80 W	280 r/min	260 m3/min
25	Trinity UnderLight	1200 mm	74 W + 10 W	350 r/min	225 m3/min
26	EP Trendy	1200 mm	74 W	350 r/min	220 m3/min
27	Octet Underlight	1320 mm	90 W	270 r/min	280 m3/min
28	Carnesia I, Carnesia	1200 mm	74 W	390 r/min	235 m3/min
29	Stealth wood I, Stealth Wood	1250 mm	80 W	280 r/min	280 m3/min
30	Retro Classic	1320 mm	74 W	290 r/min	260 m3/min
31	Equus, Astura, Milor	1200 mm	74 W	390 r/min	220 m3/min
32	Puro Air	1250 mm	80* W	280 r/min	280 m3/min
33	Florence, Florence UL	1200 mm	75* W	300 r/min	220 m3/min



Sl No.	Model	Sweep (mm)	Watt (W)	Speed r/min (rev/min)	Air Delivery (m ³ /min)
B Energy Saving Fans					
34	Stealth BLDC	1200 mm	40 W	280 r/min	240 m3/min
35	Efficiencia Neo	1200 mm	26 W	350 r/min	220 m3/min
36	Efficiencia Prime	1200 mm	35 W	370 r/min	225 m3/min
37	ES-40	1200 mm	40 W	300 r/min	215 m3/min
38	Fusion 2-HS	1200 mm	52 W	390 r/min	235 m3/min
39	Enticer BLDC	1200 mm	35 W	390 r/min	235 m3/min
40	ES 50 Premium, ES 50, ES Neo, Samraat 50	1200 mm	50 W	350 r/min	226 m3/min
41	ES PLUS ISI	1200 mm	50 W	350 r/min	226 m3/min
42	Velocity ES ISI	1400 mm	56 W	290 r/min	245 m3/min
TPW Fans					
Performance Details on 220 V - 240 V, 50 Hz AC					
C Table Fans					
1	Velocity Neo-HS, Swing LX HS	400 mm	120 W	2100 r/min	90 m3/min
2	Velocity Neo, Swing ZX, Swing LX	400 mm	52 W	1350 r/min	65 m3/min
3	Accelerero HS	400 mm	130 W	2200 r/min	95 m3/min
4	Sameera	400 mm	52 W	1350 r/min	65 m3/min
D Wall Fans					
5	D'zire	300 mm	45 W	1350 r/min	50 m3/min
6	Swing	300 mm	45 W	1350 r/min	50 m3/min
7	Swanky, Platina Remote, Swing, Platina, D'zire	400 mm	52 W	1350 r/min	65 m3/min
8	Swing 300 Hi-Speed, D'zire Hi-Speed	300 mm	90 W	2000 r/min	65 m3/min
9	Platina Hi-Speed	400 mm	120 W	2100 r/min	90 m3/min
10	Accelerero HS	400 mm	130 W	2200 r/min	95 m3/min
11	Airboll Hi-Speed	450 mm	110 W	1750 r/min	100 m3/min
12	V3	450 mm	100 W	1400 r/min	100 m3/min
13	Sameera	400 mm	52 W	1350 r/min	65 m3/min
14	Girik Neo	400 mm	55 W	1350 r/min	65 m3/min
15	Aindrilla	400 mm	52 W	1350 r/min	65 m3/min
E Pedestal Fans					
16	Mini Pedestal	300 mm	50 W	2000 r/min	55 m3/min
17	Trendy, Swing, Sprint LED, Sprint Led Remote, Accelerero NS, Trendy Metallic, ORO	400 mm	52 W	1350 r/min	65 m3/min
18	Aindrilla Premium	400 mm	52 W + 5 W	1350 r/min	65 m3/min
19	Aindrilla Standard	400 mm	52 W	1350 r/min	65 m3/min
20	Pentaforce	400 mm	62 W	1350 r/min	65 m3/min
21	Trendy HS	400 mm	120 W	2100 r/min	90 m3/min
22	Turner	400 mm	65 W	1250 r/min	75 m3/min

TECHNICAL SPECIFICATIONS

SI No.	Model	Sweep (mm)	Watt (W)	Speed r/min (rev/min)	Air Delivery (m ³ /min)
E Pedestal Fans					
23	Marvelwind HS	400 mm	120 W	2100 r/min	90 m ³ /min
24	Accelero HS	400 mm	130 W	2200 r/min	95 m ³ /min
25	Sprint - 16 Hi-Speed	400 mm	120 W	2100 r/min	90 m ³ /min
26	Sprint - 18 Hi-speed	450 mm	120 W	2000 r/min	100 m ³ /min
27	Sprint - 18	450 mm	100 W	1350 r/min	100 m ³ /min
28	Windstorm	450 mm	145 W	1400 r/min	145 m ³ /min
29	Windstorm oxy	500 mm	130 W	1400 r/min	135 m ³ /min
30	Windstorm Neo	450 mm	145 W	1400 r/min	145 m ³ /min
31	Windstorm 500	500 mm	130 W	1400 r/min	135 m ³ /min
32	V3	450 mm	100 W	1400 r/min	100 m ³ /min
F Cabin Fan and Personal fan					
33	I COOL	175 mm	52 W	2200 r/min	40 m ³ /min
34	Birdie	230 mm	45 W	2500 r/min	40 m ³ /min
35	Crescent	250 mm	40 W	1300 r/min	50 m ³ /min
36	Breezo	300 mm	80 W	2200 r/min	60 m ³ /min
37	Ciera Cabin Fan	300 mm	80 W	2400 r/min	75 m ³ /min
38	Ciera Cabin Fan	230 mm	58 W	2600 r/min	55 m ³ /min
39	Coolbuddy	144 mm	5 W	2200 r/min	5 m ³ /min
40	Mini Koolmate	200 mm	45 W	2200 r/min	12 m ³ /min
41	Swing Gyro	400 mm	60 W	1350 r/min	65 m ³ /min
G Ventilair Fan					
42	Vento Jet-Auto Inox/Std, Vento Jet-Inox, Vento Jet-Std	100 mm	15 W	2500 r/min	98 m ³ /min
43	Vento Jet-Auto Inox/Std, Vento Jet-Inox, Vento Jet-Std	150 mm	25 W	2200 r/min	320 m ³ /min
44	Vento Hush-Std	100 mm	15 W	2400 r/min	98 m ³ /min
45	Vento Hush-Std	150 mm	25 W	2100 r/min	320 m ³ /min
46	Ventilair Hush	100 mm	15 W	2400 r/min	140 m ³ /min
47	Ventilair Hush	150 mm	25 W	1750 r/min	275 m ³ /min
48	Vento Max-Auto Std, Vento Max-Std	150 mm	28 W	2400 r/min	320 m ³ /min
49	Ventilair DXZ	150 mm	22 W	1800 r/min	250 m ³ /min
50	Ventilair DXZ	100 mm	18 W	2500 r/min	90 m ³ /min
51	Ventilair DX	150 mm	22 W	1350 r/min	280 m ³ /min
52	Ventilair DX	200 mm	32 W	1350 r/min	520 m ³ /min
53	Ventilair DX	250 mm	35 W	1200 r/min	860 m ³ /min
54	Ventilair DX HS	150 mm	35 W	2200 r/min	350 m ³ /min
55	Ventilair DX HS	200 mm	70 W	2200 r/min	800 m ³ /min
56	Ventilair DXW NEO	150 mm	25 W	2000 r/min	300 m ³ /min


TECHNICAL SPECIFICATIONS

SI No.	Model	Sweep (mm)	Watt (W)	Speed r/min (rev/min)	Air Delivery (m ³ /min)
57	Ventilair DXW CELSO	150 mm	15 W	1350 r/min	150 m ³ /min
58	Ventilair DXW CELSO	200 mm	20 W	1550 r/min	250 m ³ /min
59	Ventilair DXW	100 mm	15 W	2400 r/min	100 m ³ /min
60	Ventilair DXW	150 mm	25 W	2000 r/min	300 m ³ /min
61	Ventilair DXR	150 mm	25 W	1800 r/min	300 m ³ /min
62	Ventilair DX-WE	150 mm	25 W	1760 r/min	300 m ³ /min
63	Ventilair DX-C	130 mm	24 W	1760 r/min	150 m ³ /min
H Cabin Fan and Personal fan					
64	Ventilair DB	230 mm	45 W	1400 r/min	860 m ³ /min
65	Ventilair DB	300 mm	70 W	1400 r/min	1850 m ³ /min
66	Ventilair DB Neo	230 mm	45 W	1450 r/min	870 m ³ /min
67	Ventilair DB Neo	300 mm	70 W	1400 r/min	1600 m ³ /min
68	Ventilair DS	150 mm	38 W	2800 r/min	400 m ³ /min
69	Ventilair DS	230 mm	35 W	1400 r/min	800 m ³ /min
70	Ventilair DS	300 mm	40 W	1400 r/min	1060 m ³ /min
71	Ventilair DSP	230 mm	40 W	1350 r/min	510 m ³ /min
72	Ventilair DSP	300 mm	50 W	1350 r/min	900 m ³ /min
I Industrial Fans					
73	Turboforce 1-Φ	300 mm	55 W	900 r/min	1145 m ³ /min
74	Turboforce 1-Φ		90 W	1400 r/min	1710 m ³ /min
75	Turboforce 1-Φ	380 mm	100 W	900 r/min	2000 m ³ /min
76	Turboforce 1-Φ		166 W	1400 r/min	3250 m ³ /min
77	Turboforce 1-Φ	450 mm	145 W	900 r/min	3900 m ³ /min
78	Turboforce 1-Φ		350 W	1400 r/min	6120 m ³ /min
79	Turboforce 1-Φ	600 mm	450 W	900 r/min	9400 m ³ /min
80	Turboforce 3-Φ	450 mm	370 W	1400 r/min	6800 m ³ /min
81	Turboforce 3-Φ	600 mm	450 W	900 r/min	9400 m ³ /min
82	Turboforce 3-Φ	900 mm	1350 W	700 r/min	7100 m ³ /min
83	Turboforce(Wall Air Circulator Fan, Pedestal Air Circulator Fan)	450 mm	100 W	1440 r/min	6120 m ³ /min
84	Turboforce(Wall Air Circulator Fan, Pedestal Air Circulator Fan)	600 mm	180 W	1440 r/min	16800 m ³ /min
85	Turboforce(Wall Air Circulator Fan, Pedestal Air Circulator Fan)	750 mm	235 W	1400 r/min	18000 m ³ /min

Pictures and details of the product(s) in this catalogue are merely illustrative. Actual products may vary in colour, design, description and colour combination etc. Due care has been taken that the information provided herein is accurate but is subject to human error. The information is updated from time to time. Havells India Limited reserves its rights to amend data/details without prior notice.

Copyright Subsists. Imitation of trade dress, graphics and color scheme of this document is a punishable offence.





HAVELLS

buy online* at **shop.havells.com**

*Online shopping is applicable on select products.

HAVELLS INDIA LTD.

Corp Office: QRG Towers, 2D, Sector-126,
Expressway, Noida-201304 (U.P.) Ph. +91-120-4771000
Email : marketing@havells.com, Website : www.havells.com
Customer Care No. 08045 77 1313

CIN: L31900DL1983PLC016304